

OT 120/220...240/24 P

CV Power supplies 24 V



Areas of application

- Suitable for indoor and outdoor SELV installations
- Outdoor applications only in suitable installations
- Suitable for use in tight, flat luminaires or installation in suspended ceilings

Product benefits

- Versatile scope of application due to output power range of up to 240 W
- Very high efficiency and reliability
- Constant luminous flux for very low and high temperatures due to Smart Power Supply



Technical data

Electrical data

Nominal voltage	220...240 V
Mains frequency	50...60 Hz
Input voltage AC	198...264 V ¹⁾
Total harmonic distortion	< 20 %
Power factor λ	0.95/0.90 ²⁾
ECG efficiency	90 % ³⁾
Device power loss	13.5 W ⁴⁾
Protective conductor current	<2.0 mA
Inrush current	60 A ⁵⁾
Max. ECG no. on circuit breaker 10 A (B)	6
Max. ECG no. on circuit breaker 16 A (B)	10
Max. ECG no. on circuit breaker 25 A (B)	-
Surge capability (L/N-Ground)	6 kV
Surge capability (L-N)	3 kV
Nominal output voltage	24 V ⁶⁾
U-OUT (working voltage)	24 V
Nominal output power	120 W ⁷⁾
Galvanic isolation	SELV equivalent
Galvanic isolation primary/secondary	3.75 kV ⁸⁾

¹⁾ Permitted voltage range

²⁾ Minimum/Full load at 230 V/Half load at 230 V

³⁾ At full load and 230 V

⁴⁾ Maximum

⁵⁾ Maximum / At 250 μ s

⁶⁾ +1.0/-0.5 V

⁷⁾ Partial load 0...120 W

⁸⁾ SELV-equivalent

Dimensions & weight



Length	250.0 mm
Width	60.0 mm
Height	39.0 mm
Mounting hole spacing, length	241.0 mm
Product weight	1100.00 g
Cable cross-section, input side	1.0 mm ² ¹⁾
Cable cross-section, output side	1.5 mm ² ¹⁾
Wire preparation length, input side	10...11 mm
Wire preparation length, output side	10...11 mm
Cable/wire length, input side	300 mm
Cable/wire length, output side	300 mm

¹⁾ Flexible

Colors & materials

Casing material	Metal
------------------------	-------

Temperatures & operating conditions

Ambient temperature range	-25...+55 °C
Maximum temperature at tc test point	80 °C ¹⁾
Max.housing temperature in case of fault	100 °C
Permitted rel. humidity during operation	5...85 %

¹⁾ Maximum at the T_c-point

Lifespan

ECG lifetime	50000 h ¹⁾
---------------------	-----------------------

¹⁾ At T_{case} = 75°C at T_c point / 10% failure rate

Additional product data

Product datasheet

Encapsulated	No
--------------	----

Capabilities

Dimmable	No ¹⁾
Overheating protection	Automatic reversible
Overload protection	Automatic reversible
Short-circuit protection	Automatic reversible
No-load proof	Yes
Max. cable length to lamp/LED module	10 m
Suitable for fixtures with prot. class	I
Type of connection, output side	Push terminal
Number of channels	1

¹⁾ With OPTOTRONIC dimmers





Certificates & standards

Approval marks – approval	CE / CB / RCM / EAC / ENEC 18 / BIS
Standards	Acc. to IEC 61347-1/Acc. to IEC 61347-2-13/Acc. to IEC 62384/Acc. to CISPR 15/Acc. to IEC 61000-3-2/Acc. to IEC 61000-3-3/Acc. to IEC 61547
Protection class	I
Type of protection	IP67

Logistical data

Temperature range at storage	-40...85 °C
------------------------------	-------------

Download Data

File	
	Brochures 493514_24V OPTOTRONIC outdoor drivers (GB)
	Certificates 546125_ENEC certificate OT 120 220-240 24 DIM P
	Declarations of conformity 728507_EU Declaration OT
	Installation/Operation notice 387995_Instruction Sheet OT 120220-24024 P

Logistical Data

Product datasheet

Product code	Product description	Packaging unit (Pieces/Unit)	Dimensions (length x width x height)	Volume	Gross weight
4008321981707	OT 120/220...240/24 P	Shipping carton box 10	560 mm x 172 mm x 400 mm	38.53 dm ³	13400.00 g

The mentioned product code describes the smallest quantity unit which can be ordered. One shipping unit can contain one or more single products. When placing an order, for the quantity please enter single or multiples of a shipping unit.

Disclaimer

Subject to change without notice. Errors and omission excepted. Always make sure to use the most recent release.