

## BA-RGBW-PL G15

BackLED RGBW Plus G15 | LED modules for light advertising and backlighting



### Areas of application

- Dynamic color backlighting
- Dynamic mood lighting
- Spas
- Shops
- Restaurants
- Trade fair lighting
- Permanent outdoor use in enclosed light boxes or channel letters

### Product benefits

- Simple fixing with M3 screws
- Broad color mixing palette (in connection with light management systems)
- Uniform backlighting of large surfaces thanks to extremely wide angle optics
- Simple connection with open cable ends
- 5 year guarantee

### Product features

- Connected with flexible cables
- Type of protection (modules): IP66
- Special robust encapsulation
- CE marked
- Dimmable by pulse width modulation (PWM)



## Technical data

### Electrical data

Nominal voltage	24.0 V
Nominal wattage per chain	55.20 W
Nominal wattage per LED module	3.7 W
Reverse Voltage	24 V
Input voltage range	23.5...24.5 V
Type of current	DC

### Photometrical data

Color temperature	6500 K <sup>1)</sup>
Light color (designation)	RGBW
Light color LED	RGB, white
Luminous flux per module chain	2310 lm
Luminous flux per LED module	154 lm
Luminous efficacy	42 lm/W
Standard deviation of color matching	≤5 sdc <sub>m</sub>

<sup>1)</sup> Only for white light

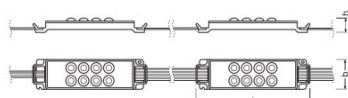
### Light technical data

Beam angle	150 °
------------	-------

### LED module information

Number of LEDs per module	8
Number of LED modules per chain	15
Minimum operable number of LED modules	3

### Dimensions & weight



## Product datasheet

Length	129.0 mm
Width	35.0 mm
Height	12.8 mm
Product weight	940.00 g

### Temperatures & operating conditions

Temperature range in operation	-25...55 °C
--------------------------------	-------------

### Lifespan

Lifespan	50000 h
----------	---------

### Capabilities

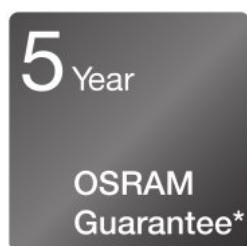
Dimmable	Yes
Dimming range	5...100 %

### Certificates & standards

Energy consumption	12 kWh/1000h
Energy efficiency class	B
Type of protection	IP66
Standards	CE

### Logistical data

Temperature range at storage	-25...65 °C
------------------------------	-------------



Guarantee

---

### Equipment / Accessories





- Several types of OPTOTRONIC 24 V power supplies available
- BoxLED mounting profile BX-MP

## Product datasheet

### Additional product information

- Installation of LED modules (with power supplies) needs to be made under consideration of all valid regulations and norms.
- Installation by qualified electrician only.
- Please see the relevant application guides and instructions sheets for more detailed safety and mounting information. Additional information is available on request.
- Complies with IEC/EN 61547
- Complies with IEC/EN 61000-3-2
- Complies with EN 55015, CISPR 15
- Complies with IEC/EN 61347-1
- Complies with IEC/EN 61347-2-13
- LED modules are dimmable by means of PWM (pulse width modulation). It is recommended using the following OSRAM control gears: OPTOTRONIC OT DIM or OPTOTRONIC 24 V power supplies with integrated 1...10 V dimming interface.
- Parallel connection is mandatory for safe electrical operation. Serial connection of LED modules is strongly discouraged. Unbalanced voltage drop in serial connection can cause hazardous overload and damage the LED module.
- Electrical contact is achieved with the contact cables or the terminals of the module. Please refer to the technical data for maximum number of LED modules that can be operated on one control gear.
- In order to operate OSRAM LED modules safely, it is absolutely necessary to operate them with an electronically stabilized power supply that protects against short circuits, overload and overheating.
- In case other power supplies than OSRAM OPTOTRONIC are used, compliance to the necessary operating parameters (voltage, current, power) has to be ensured.
- Pay attention to polarity! Wrong polarity can cause destruction or malfunction of the module.
- Conducting paths on the circuit board must not be damaged or destroyed during installation.
- The LED module itself and all its components must not be stressed mechanically.
- Operation in or under water is prohibited.
- To avoid mechanical damage, the LED modules have to be attached securely to the intended mounting surface. It is recommended to avoid heavy vibration.
- In case that the LED module is equipped with a pre-mounted double-sided adhesive tape, OSRAM assumes no liability and provides no guarantee for a permanent adherence of the modules to the surface. OSRAM recommends fixation of the modules by means of suitable screws.
- Complies with IEC 61347-1 cl. 18.3, cl. 18.4, IEC 60695-2-10, IEC 60695-11-5, IEC 60695-11-10 (classification V-0)
- All the technical parameters apply to the entire module. In view of the complex manufacturing process for light emitting diodes, the specified typical values for the technical LED parameters are merely statistical values that do not necessarily correspond to the actual technical parameters of an individual product; individual products may vary from the typical values.
- Module contains no PVC material.
- To ensure uniform illumination, a reflective matt white surface is generally recommended for all internal frame walls and back panels of light boxes.
- The module may cause noises during dimming. If a dimming operation is required, it is recommended to check the dimming operation for noises before final installation.

### Download Data

File	
	Product Family Datasheet 718388_BackLED TW Plus G15 BackLED RGBW Plus G15
	Declarations of conformity 727530_EC BackLED PLUS
	Declarations of conformity 727532_Manufacturer's Declaration BackLED PLUS
	Installation guide 707887_Instruction Manual BackLED RGBW Plus G15 and TW Plus G15

## Product datasheet



CAD data  
721332\_BackLED RGBW Plus G15 STEP



CAD data  
721335\_BackLED RGBW Plus G15 IGS



CAD data PDF  
721337\_BackLED RGBW Plus G15 PDF

### Logistical Data

Product code	Product description	Packaging unit (Pieces/Unit)	Dimensions (length x width x height)	Volume	Gross weight
4052899946972	BA-RGBW-PL G15	Shipping carton box 5	473 mm x 328 mm x 292 mm	45.30 dm <sup>3</sup>	7477.00 g

The mentioned product code describes the smallest quantity unit which can be ordered. One shipping unit can contain one or more single products. When placing an order, for the quantity please enter single or multiples of a shipping unit.

### References / Links

For more information on the multi-level guarantee and the terms and conditions of the guarantee visit

▶ [www.osram.com/system-guarantee](http://www.osram.com/system-guarantee)

### Disclaimer

Subject to change without notice. Errors and omission excepted. Always make sure to use the most recent release.